

PHOTOMETRICS REPORT

ILUMIPOD ML



ILUMINARC®

Table of Contents

1. Testing Process	1
2. Photometric Reports	2
Standard Optics – Full Power	2
Report Summary	2
Overall Measurement	2
Beam Details	3
Polar Diagrams	4
Medium Filter – Full Power	5
Report Summary	5
Overall Measurement	5
Beam Details	6
Polar Diagrams	7
Wide Filter – Full Power	8
Report Summary	8
Overall Measurement	8
Beam Details	9
Polar Diagrams	10
Very Wide Filter – Full Power	11
Report Summary	11
Overall Measurement	11
Beam Details	12
Polar Diagrams	13
Asymmetric Filter – Full Power	14
Report Summary	14
Overall Measurement	14
Beam Details	15
Polar Diagrams	16
3. Contact Us	17

Testing Process

Total Illuminance Measurements

Illuminance is measured using the Viso Systems LabSpion[®], which takes multiple measurements across a light beam to calculate the total delivered lumens, beam, and field of a product. These values can be described as the empirical output of the product as it projects from the lens or lenses. All photometric data contained in this report are obtained from the actual illuminance of the tested Chauvet light source and are never theoretical values derived from calculations.

Testing Lab Equipment and Process

The Chauvet headquarters in Sunrise, Florida has a climate- and light-controlled photometric testing laboratory where Chauvet products are analyzed and photometric data are measured using the Viso Systems LabSpion[®] light measurement solution.

This system includes a spectrometer sensor, which measures the precise light and color output of the fixture, and a two-axis goniometer, which rotates the product to allow for multi-angle and multi-directional measurement. The Viso Light Inspector software then collects and summarizes the data. From the data gathered, the software can also measure the beam and field angles, accurate color temperature, color quality, and illuminance at multiple distances. The custom-built, Chauvet-specific template presents this information in the photometric and chromaticity reports that follow.

IES (Illuminating Engineering Society) files, an industry-standard file format, are also generated from each test for easy distribution of photometric data.

Several light meters are also used for specific products or to recheck for precision. Accuracy is verified using one or more of the devices listed below:

- Sekonic SpectroMaster C-700-U
- EXTECH HD450 Datalogging Heavy Duty Light Meter
- Asensetek Essence Lighting Passport

To ensure accurate measurements in every photometric or chromaticity test, Chauvet routinely calibrates the LabSpion[®] system every six months as recommended by Viso Systems.

Photometric Report

Ilumipod ML: Standard Optics, Full Power

Report Summary

Output

Total Lumens: 4228 lm
Peak Intensity: 204139 cd
Illuminance @ 5m: 8152 lux
Fixture Efficacy: 38 lm/W

Optical

Horizontal Beam Angle (50%): 6.7°
Vertical Beam Angle (50%): 6.6°
Horizontal Field Angle (10%): 11.9°
Vertical Field Angle (10%): 11.7°
Horizontal Cutoff Angle (3%): 19.4°
Vertical Cutoff Angle (3%): 19.8°

Conditions

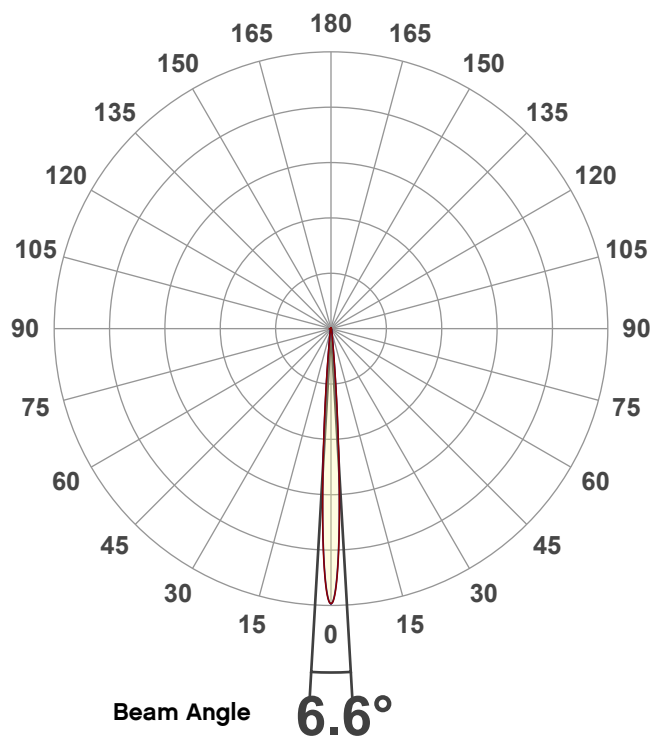
AC Supply: 120 V, 60 Hz
Power: 112.79 W
Current: 0.938 A
Power Factor: 0.99



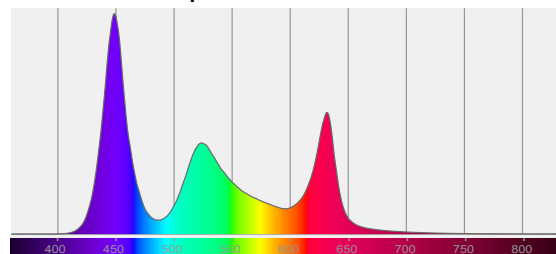
This data sheet conforms to American National Standard E1.9 – 2007 (R2017). All data was measured and calculated by a Viso Systems LabSpion Goniometer at the Chauvet PD Optics Laboratory in Sunrise, FL on 4/15/2021 to LM-63-2002 Standards.

Overall Measurement

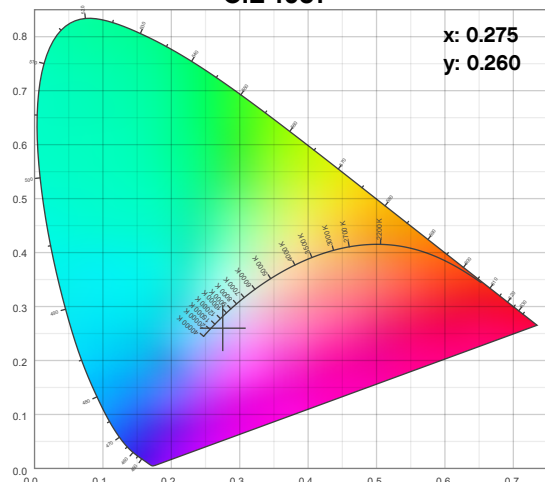
Angular Beam Distribution



Spectral Distribution



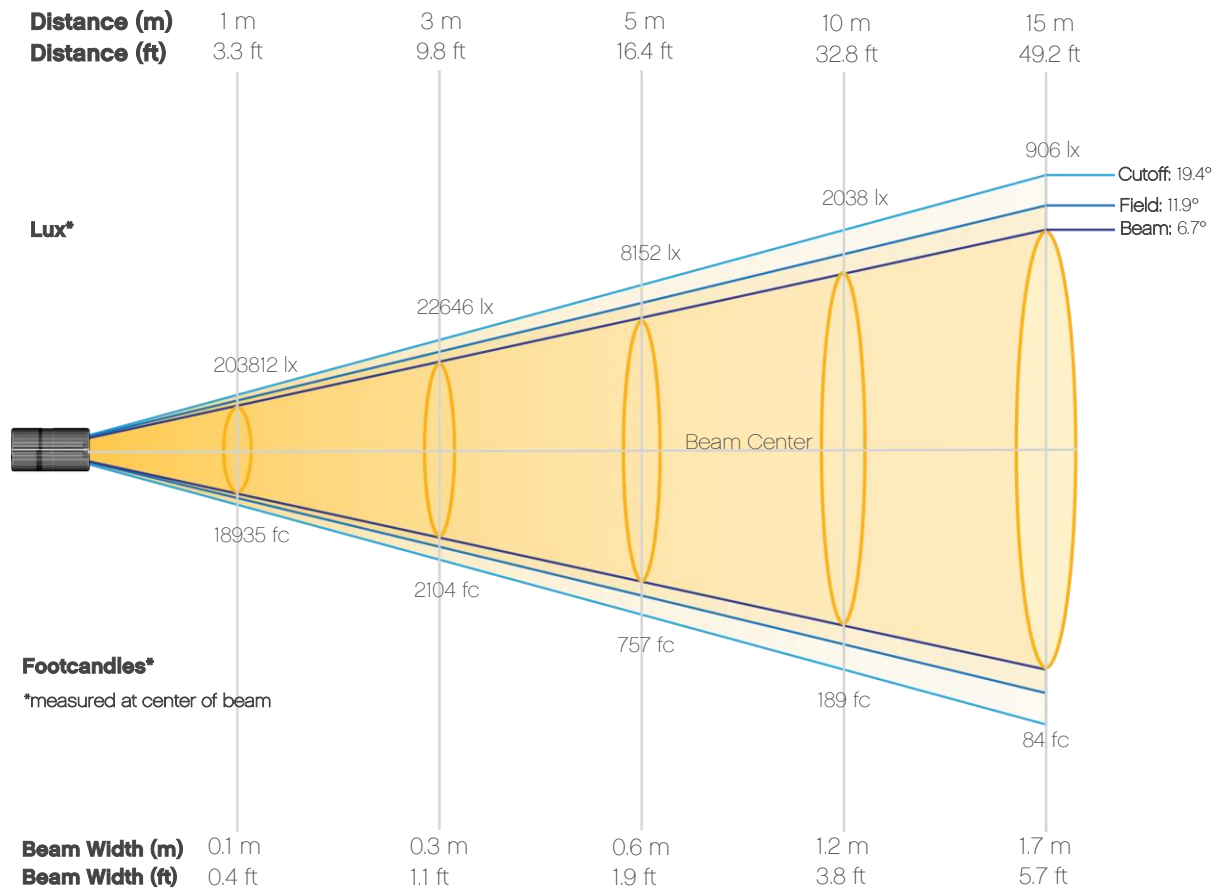
CIE 1931



Photometric Report

Ilumipod ML: Standard Optics, Full Power

Beam Details



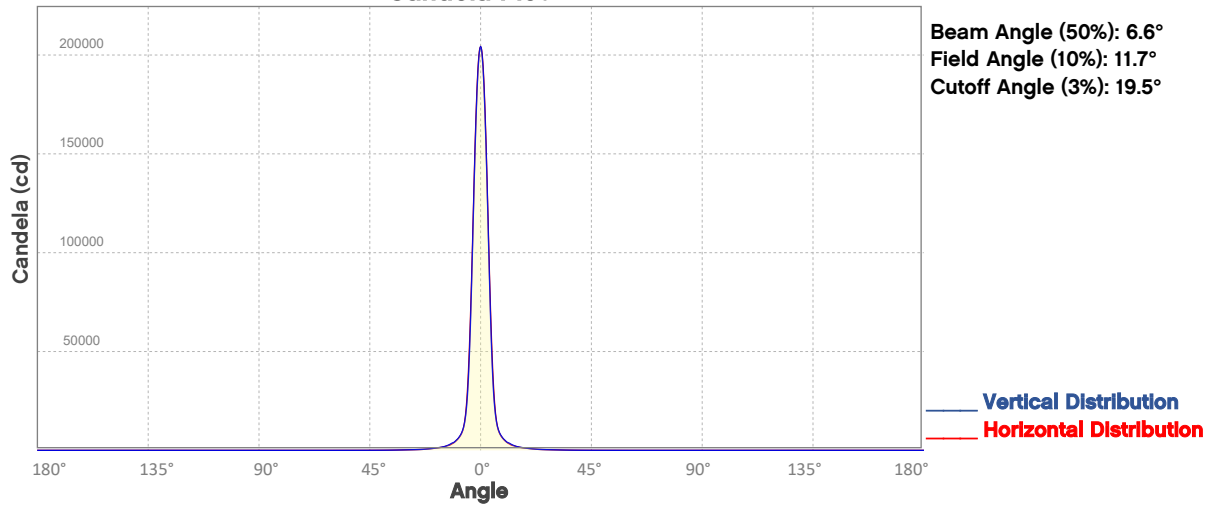
Beam Illuminances from 1-20m (3.3-65.6ft)

Distance	1m	2m	3m	4m	5m	6m	7m	8m	9m	10m
Lux	203812	50953	22646	12738	8152	5661	4159	3185	2516	2038
Distance	11m	12m	13m	14m	15m	16m	17m	18m	19m	20m
Lux	1684	1415	1206	1040	906	796	705	629	565	510
Distance	3.3ft	6.6ft	9.8ft	13.1ft	16.4ft	19.7ft	23ft	26.2ft	29.5ft	32.8ft
FC	18935	4734	2104	1183	757	526	386	296	234	189
Distance	36.1ft	39.4ft	42.7ft	45.9ft	49.2ft	52.5ft	55.8ft	59.1ft	62.3ft	65.6ft
FC	156	131	112	97	84	74	66	58	52	47

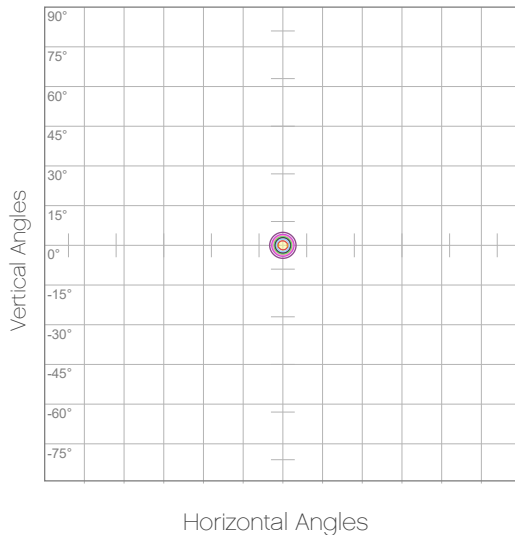
Photometric Report

Ilumipod ML: Standard Optics, Full Power

Candela Plot



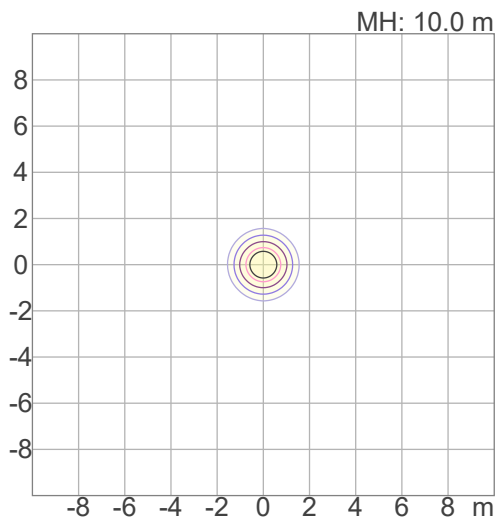
Polar Diagrams



iso-candela Diagram

10%	20381 cd
20%	40762 cd
30%	61144 cd
40%	81525 cd
50%	101906 cd
60%	122287 cd
70%	142668 cd
80%	163049 cd
90%	183431 cd

Conditions:
 Number of c-planes: 8
 Candela at center: 203812 cd



iso-illuminance Diagram

3%	61.1 lx
5%	102 lx
10%	204 lx
30%	611 lx
50%	1019 lx

Conditions:
 Number of c-planes: 8
 Lux at center: 2038 lx

Lux distribution on a surface when lamp is mounted at 10 meters from the surface.

Mounting height: 10 meters / 33 feet

Photometric Report

Ilumipod ML: Accessory Optics - Medium Filter, Full Power

Report Summary

Output

Total Lumens: 3751 lm
Peak Intensity: 20348 cd
Illuminance @ 5m: 812 lux
Fixture Efficacy: 34 lm/W

Optical

Horizontal Beam Angle (50%): 20°
Vertical Beam Angle (50%): 19.7°
Horizontal Field Angle (10%): 40.2°
Vertical Field Angle (10%): 41.1°
Horizontal Cutoff Angle (3%): 60.9°
Vertical Cutoff Angle (3%): 61.6°

Conditions

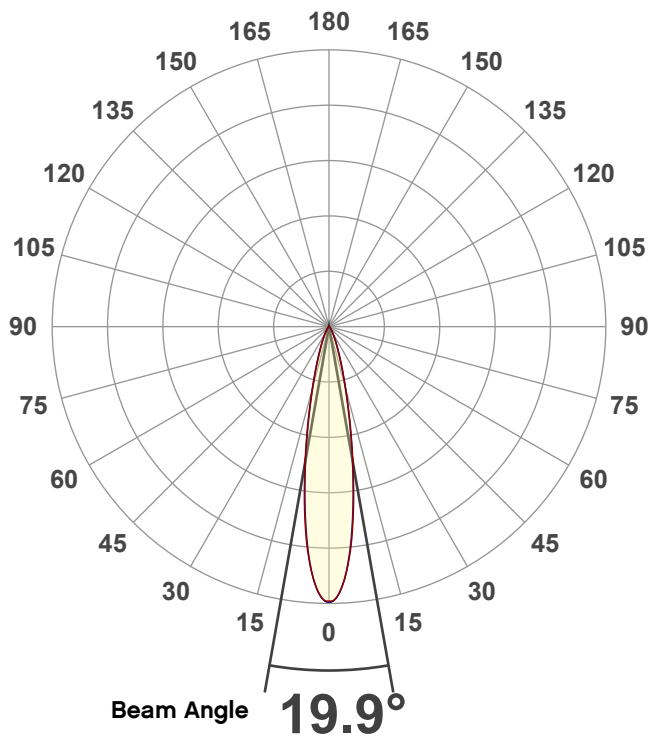
AC Supply: 121 V, 60 Hz
Power: 111.99 W
Current: 0.926 A
Power Factor: 0.99



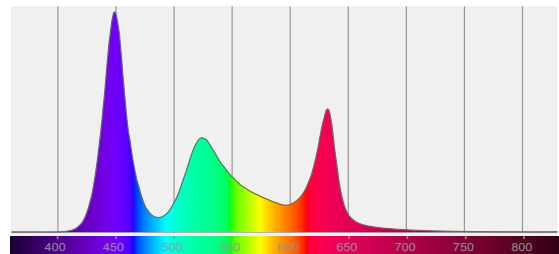
This data sheet conforms to American National Standard E1.9 – 2007 (R2017). All data was measured and calculated by a Viso Systems LabSpion Goniometer at the Chauvet PD Optics Laboratory in Sunrise, FL on 4/15/2021 to LM-63-2002 Standards.

Overall Measurement

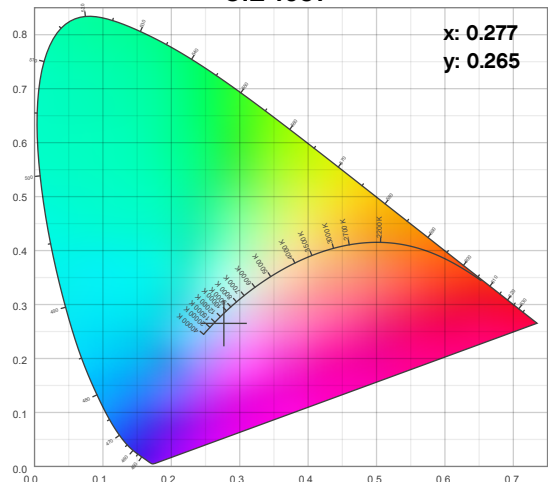
Angular Beam Distribution



Spectral Distribution



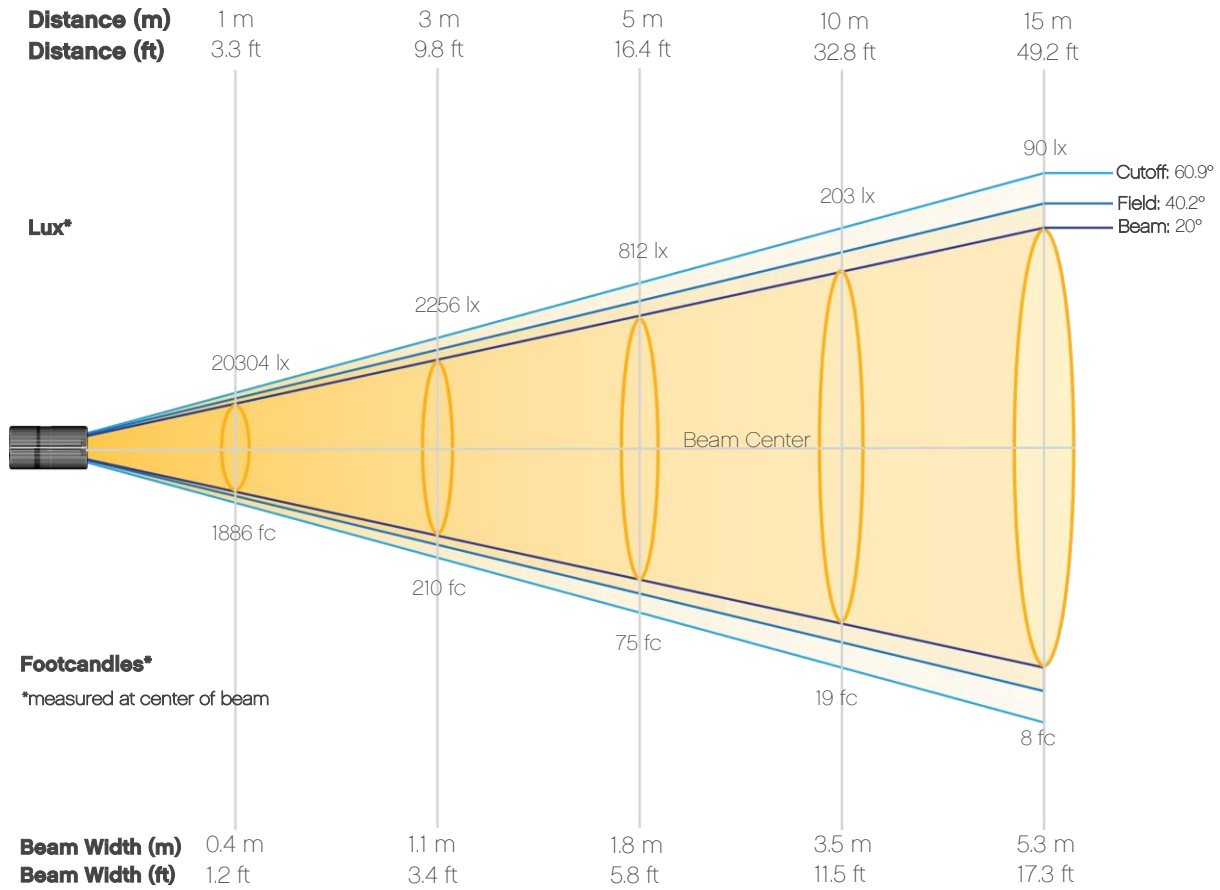
CIE 1931



Photometric Report

Ilumipod ML: Accessory Optics - Medium Filter, Full Power

Beam Details



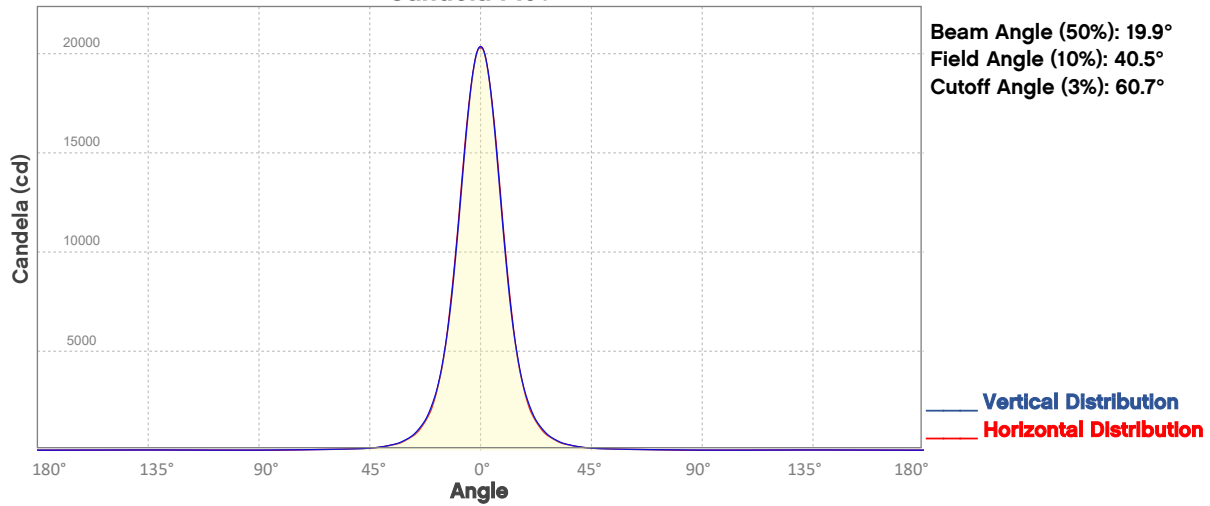
Beam Illuminances from 1-20m (3.3-65.6ft)

Distance	1m	2m	3m	4m	5m	6m	7m	8m	9m	10m
Lux	20304	5076	2256	1269	812	564	414	317	251	203
Distance	11m	12m	13m	14m	15m	16m	17m	18m	19m	20m
Lux	168	141	120	104	90	79	70	63	56	51
Distance	3.3ft	6.6ft	9.8ft	13.1ft	16.4ft	19.7ft	23ft	26.2ft	29.5ft	32.8ft
FC	1886	472	210	118	75	52	38	29	23	19
Distance	36.1ft	39.4ft	42.7ft	45.9ft	49.2ft	52.5ft	55.8ft	59.1ft	62.3ft	65.6ft
FC	16	13	11	10	8	7	7	6	5	5

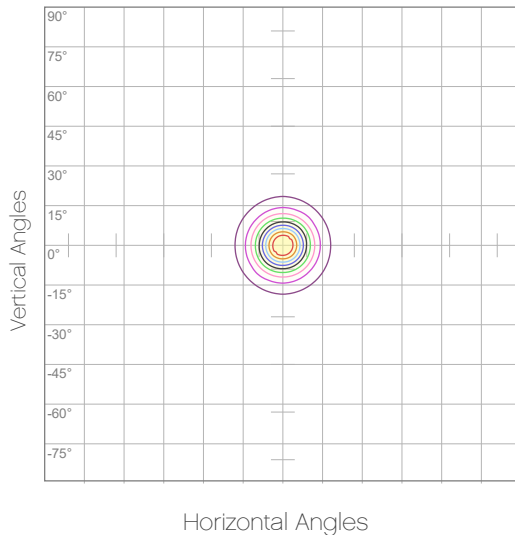
Photometric Report

Ilumipod ML: Accessory Optics - Medium Filter, Full Power

Candela Plot



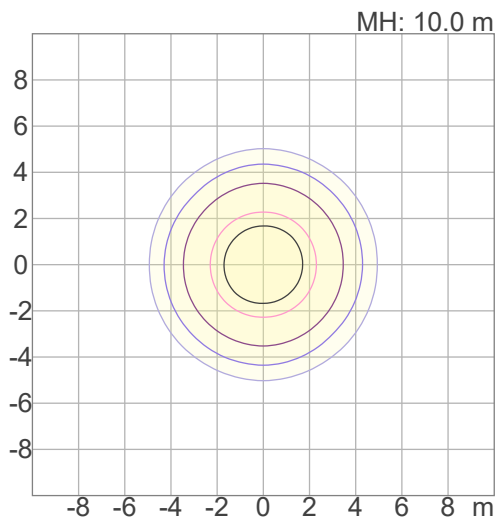
Polar Diagrams



Iso-candela Diagram

10%	2030 cd
20%	4061 cd
30%	6091 cd
40%	8122 cd
50%	10152 cd
60%	12183 cd
70%	14213 cd
80%	16244 cd
90%	18274 cd

Conditions:
 Number of c-planes: 8
 Candela at center: 20304 cd



Iso-illuminance Diagram

3%	6.09 lx
5%	10.2 lx
10%	20.3 lx
30%	60.9 lx
50%	102 lx

Conditions:
 Number of c-planes: 8
 Lux at center: 203 lx

Lux distribution on a surface when lamp is mounted at 10 meters from the surface.

Mounting height: 10 meters / 33 feet

Photometric Report

Ilumipod ML: Accessory Optics - Wide Filter, Full Power

Report Summary

Output

Total Lumens: 2983 lm
Peak Intensity: 4274 cd
Illuminance @ 5m: 171 lux
Fixture Efficacy: 27 lm/W

Optical

Horizontal Beam Angle (50%): 34.4°
Vertical Beam Angle (50%): 35°
Horizontal Field Angle (10%): 73.2°
Vertical Field Angle (10%): 73.8°
Horizontal Cutoff Angle (3%): 153.8°
Vertical Cutoff Angle (3%): 160.2°

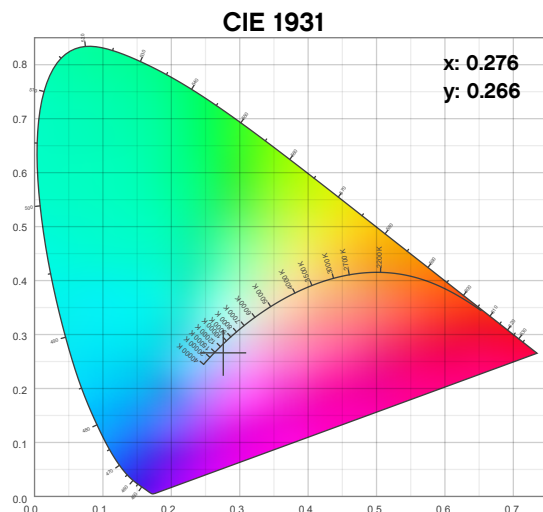
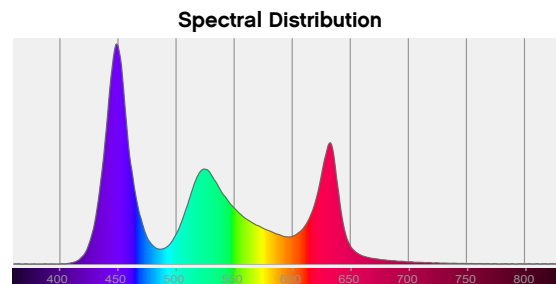
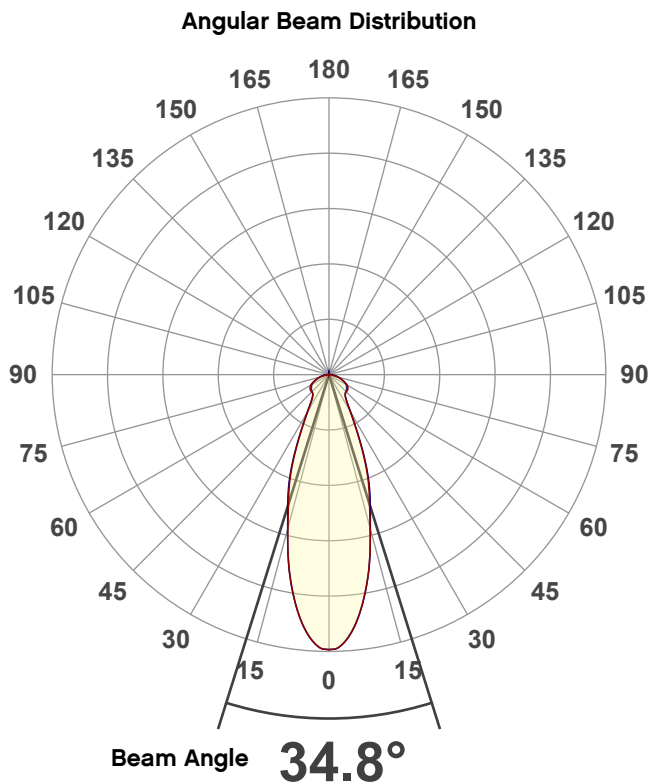
Conditions

AC Supply: 121 V, 60 Hz
Power: 111.55 W
Current: 0.923 A
Power Factor: 0.99



This data sheet conforms to American National Standard E1.9 - 2007 (R2017). All data was measured and calculated by a Viso Systems LabSpion Goniometer at the Chauvet PD Optics Laboratory in Sunrise, FL on 4/15/2021 to LM-63-2002 Standards.

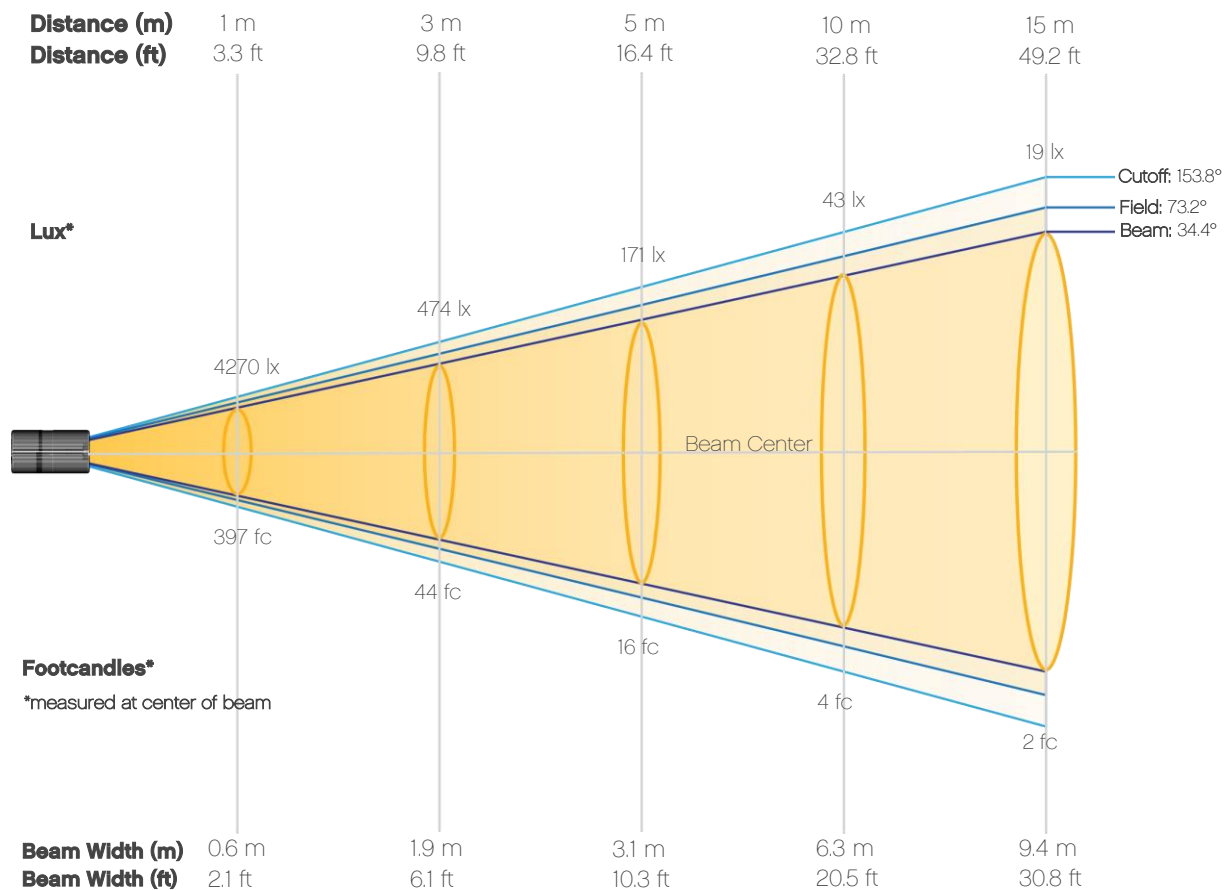
Overall Measurement



Photometric Report

Ilumipod ML: Accessory Optics - Wide Filter, Full Power

Beam Details



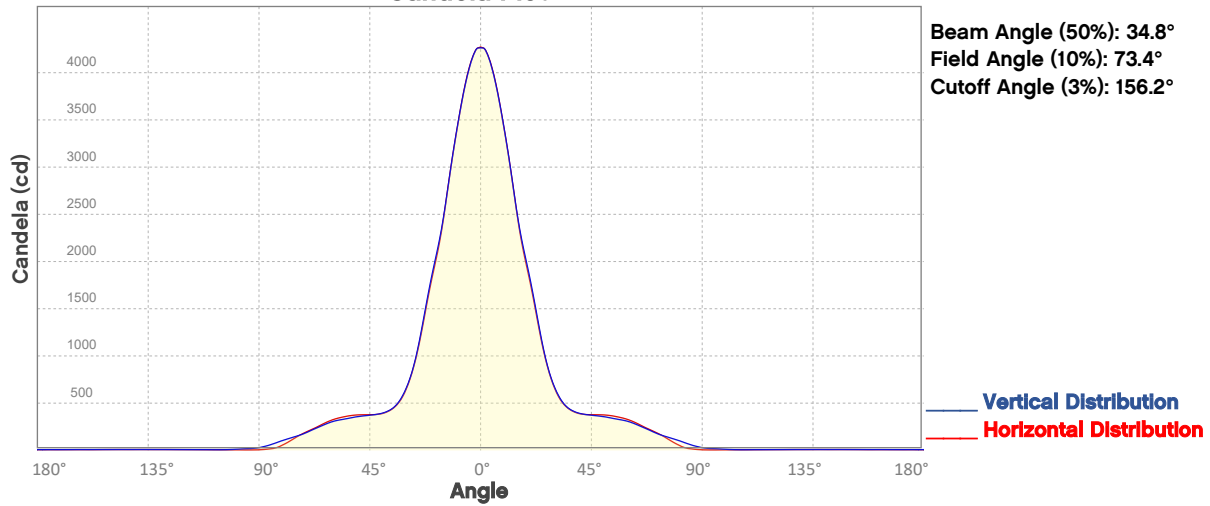
Beam Illuminances from 1-20m (3.3-65.6ft)

Distance	1m	2m	3m	4m	5m	6m	7m	8m	9m	10m
Lux	4270	1067	474	267	171	119	87	67	53	43
Distance	11m	12m	13m	14m	15m	16m	17m	18m	19m	20m
Lux	35	30	25	22	19	17	15	13	12	11
Distance	3.3ft	6.6ft	9.8ft	13.1ft	16.4ft	19.7ft	23ft	26.2ft	29.5ft	32.8ft
FC	397	99	44	25	16	11	8	6	5	4
Distance	36.1ft	39.4ft	42.7ft	45.9ft	49.2ft	52.5ft	55.8ft	59.1ft	62.3ft	65.6ft
FC	3	3	2	2	2	2	1	1	1	1

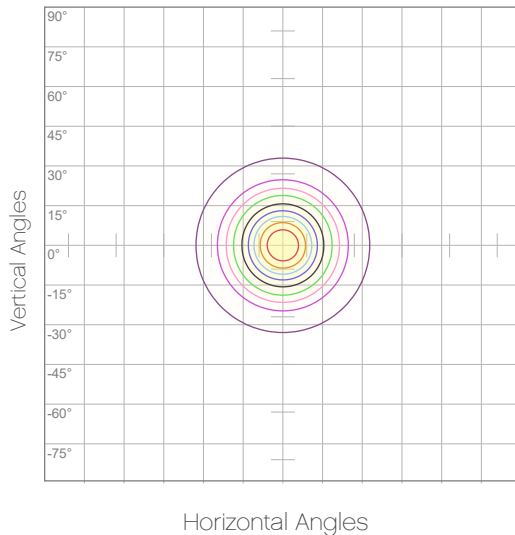
Photometric Report

Ilumipod ML: Accessory Optics - Wide Filter, Full Power

Candela Plot



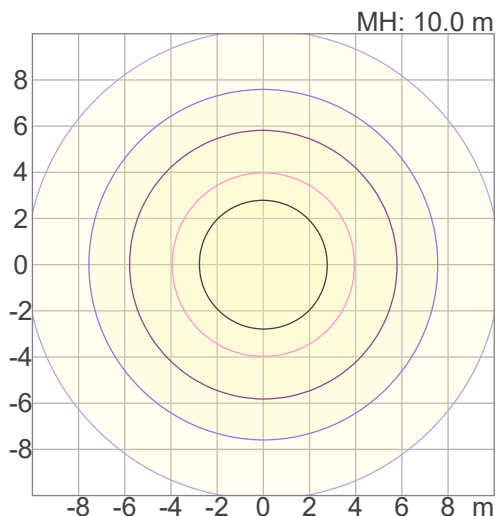
Polar Diagrams



iso-candela Diagram

10%	427 cd
20%	854 cd
30%	1281 cd
40%	1708 cd
50%	2135 cd
60%	2562 cd
70%	2989 cd
80%	3416 cd
90%	3843 cd

Conditions:
 Number of c-planes: 8
 Candela at center: 4270 cd



iso-illuminance Diagram

3%	1.28 lx
5%	2.13 lx
10%	4.27 lx
30%	12.8 lx
50%	21.3 lx

Conditions:
 Number of c-planes: 8
 Lux at center: 42.7 lx

Lux distribution on a surface when lamp is mounted at 10 meters from the surface.

Mounting height: 10 meters / 33 feet

Photometric Report

Ilumipod ML: Accessory Optics - Very Wide Filter, Full Power

Report Summary

Output

Total Lumens: 3144 lm
Peak Intensity: 5930 cd
Illuminance @ 5m: 237 lux
Fixture Efficacy: 28 lm/W

Optical

Horizontal Beam Angle (50%): 31.9°
Vertical Beam Angle (50%): 32.1°
Horizontal Field Angle (10%): 64.4°
Vertical Field Angle (10%): 64.9°
Horizontal Cutoff Angle (3%): 142.6°
Vertical Cutoff Angle (3%): 139.9°

Conditions

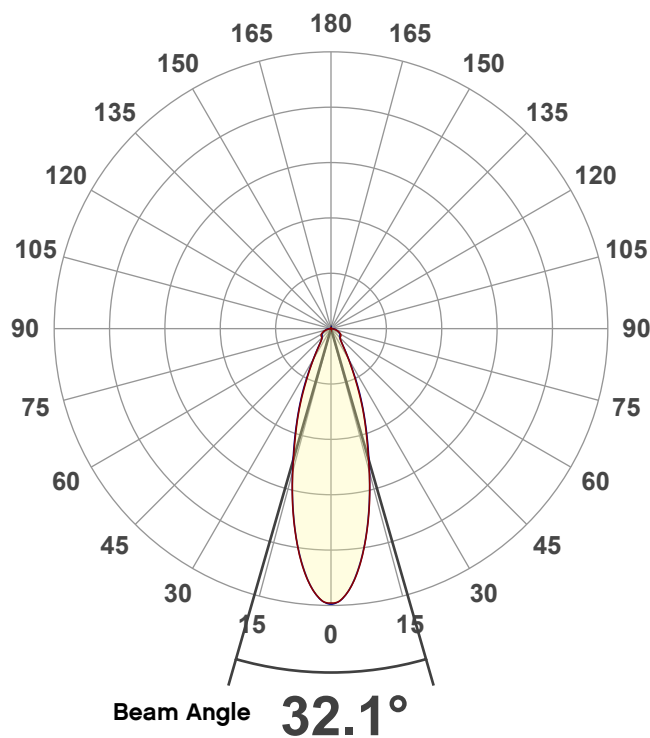
AC Supply: 121 V, 60 Hz
Power: 111.4 W
Current: 0.922 A
Power Factor: 0.99



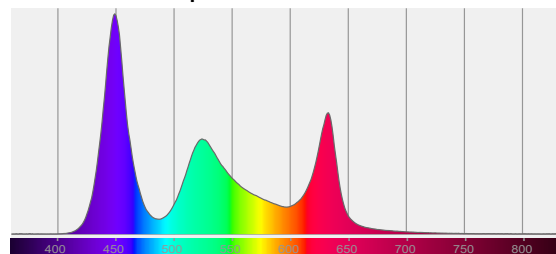
This data sheet conforms to American National Standard E1.9 – 2007 (R2017). All data was measured and calculated by a Viso Systems LabSpion Goniometer at the Chauvet PD Optics Laboratory in Sunrise, FL on 4/15/2021 to LM-63-2002 Standards.

Overall Measurement

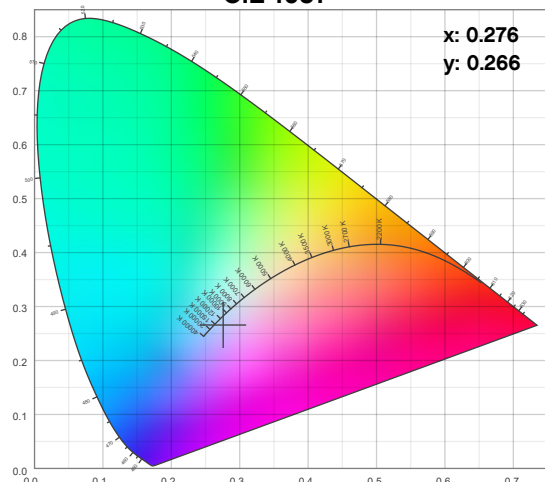
Angular Beam Distribution



Spectral Distribution



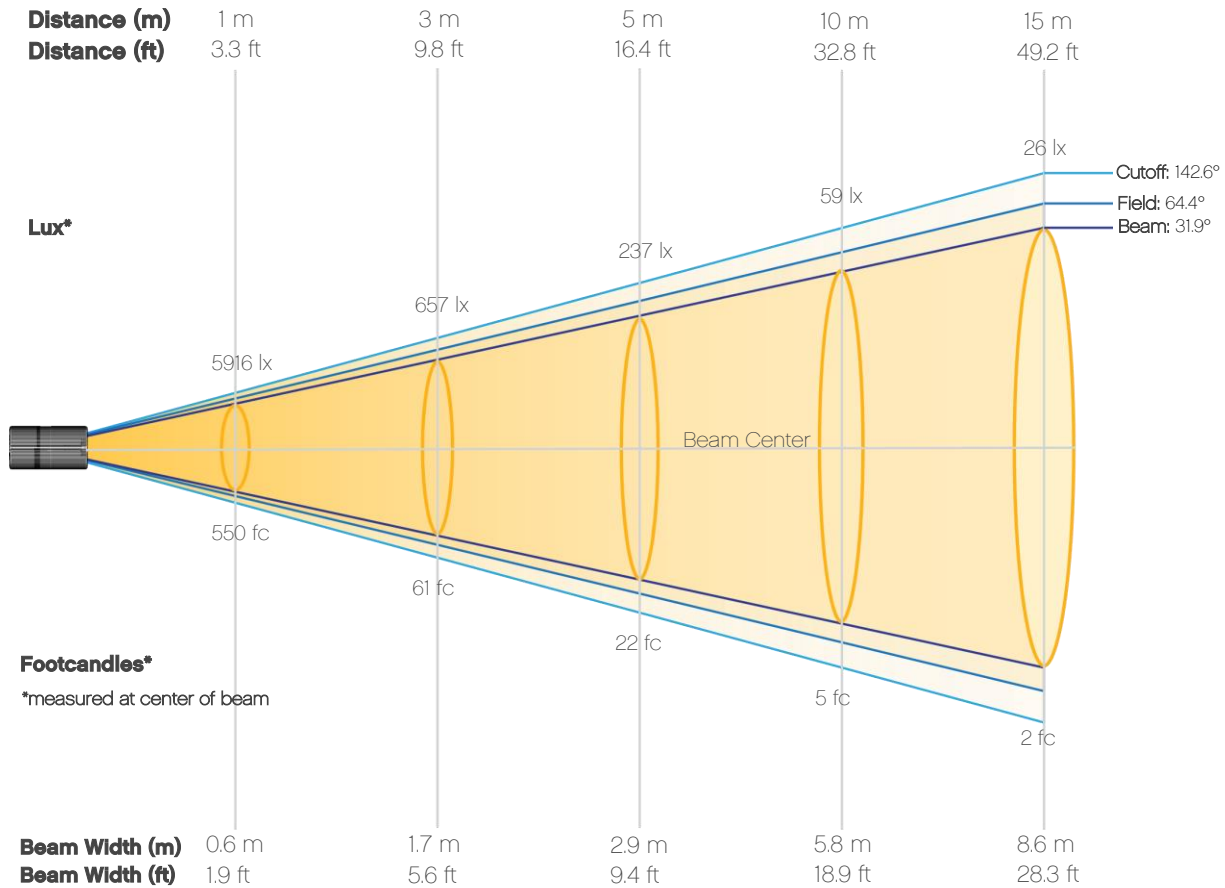
CIE 1931



Photometric Report

Ilumipod ML: Accessory Optics - Very Wide Filter, Full Power

Beam Details



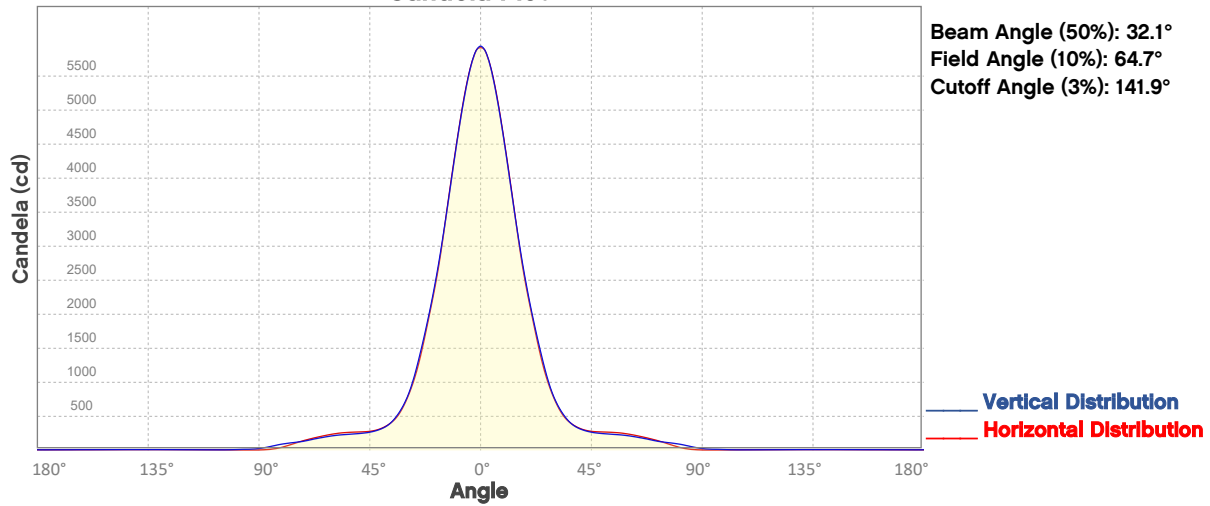
Beam Illuminances from 1-20m (3.3-65.6ft)

Distance	1m	2m	3m	4m	5m	6m	7m	8m	9m	10m
Lux	5916	1479	657	370	237	164	121	92	73	59
Distance	11m	12m	13m	14m	15m	16m	17m	18m	19m	20m
Lux	49	41	35	30	26	23	20	18	16	15
Distance	3.3ft	6.6ft	9.8ft	13.1ft	16.4ft	19.7ft	23ft	26.2ft	29.5ft	32.8ft
FC	550	137	61	34	22	15	11	9	7	5
Distance	36.1ft	39.4ft	42.7ft	45.9ft	49.2ft	52.5ft	55.8ft	59.1ft	62.3ft	65.6ft
FC	5	4	3	3	2	2	2	2	2	1

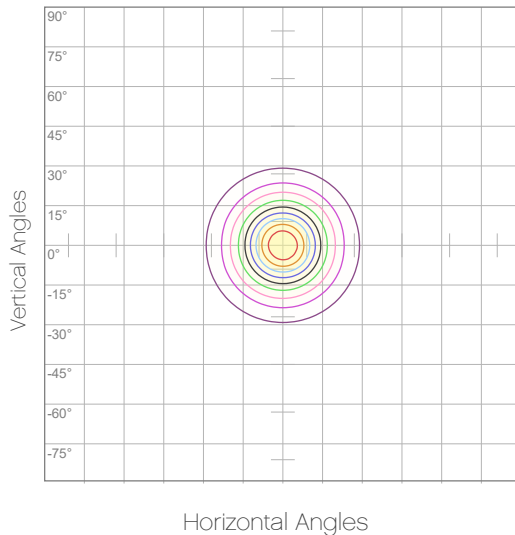
Photometric Report

Ilumipod ML: Accessory Optics - Very Wide Filter, Full Power

Candela Plot



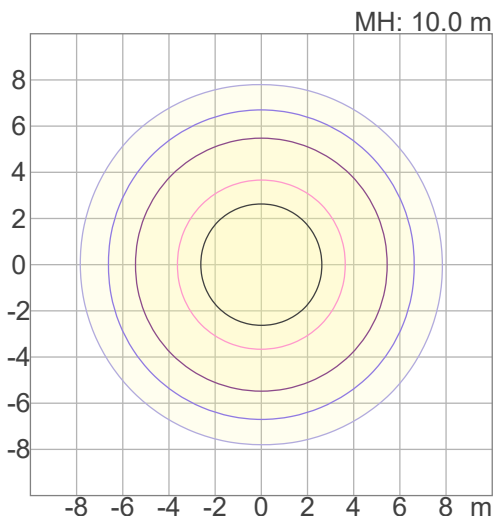
Polar Diagrams



iso-candela Diagram

10%	592 cd
20%	1183 cd
30%	1775 cd
40%	2366 cd
50%	2958 cd
60%	3549 cd
70%	4141 cd
80%	4733 cd
90%	5324 cd

Conditions:
 Number of c-planes: 8
 Candela at center: 5916 cd



iso-illuminance Diagram

3%	1.77 lx
5%	2.96 lx
10%	5.92 lx
30%	17.7 lx
50%	29.6 lx

Conditions:
 Number of c-planes: 8
 Lux at center: 59.2 lx

Lux distribution on a surface when lamp is mounted at 10 meters from the surface.

Mounting height: 10 meters / 33 feet

Photometric Report

Ilumipod ML: Accessory Optics - Asymmetrical Filter, Full Power

Report Summary

Output

Total Lumens: 3525 lm
Peak Intensity: 14772 cd
Illuminance @ 5m: 591 lux
Fixture Efficacy: 32 lm/W

Optical

Horizontal Beam Angle (50%): 35.2°
Vertical Beam Angle (50%): 12.1°
Horizontal Field Angle (10%): 65.7°
Vertical Field Angle (10%): 29.5°
Horizontal Cutoff Angle (3%): 135.3°
Vertical Cutoff Angle (3%): 53.1°

Conditions

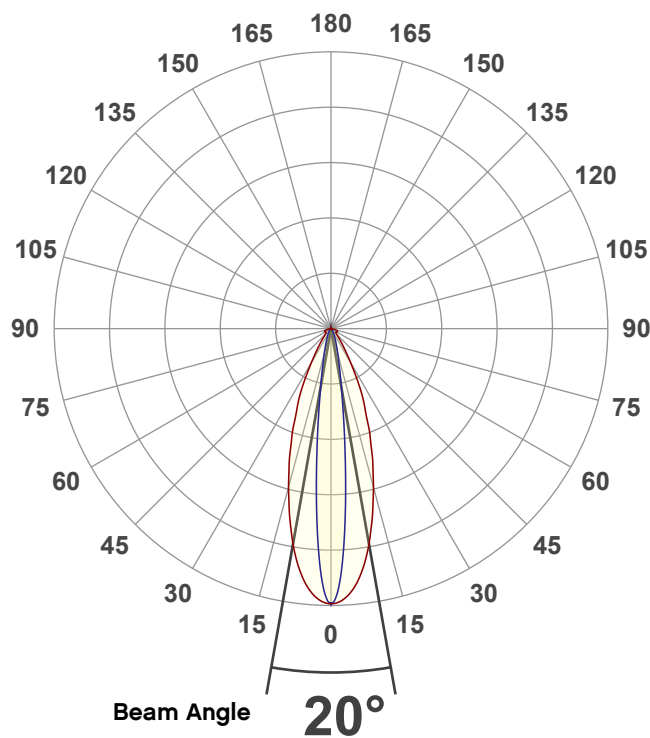
AC Supply: 120 V, 60 Hz
Power: 112.46 W
Current: 0.936 A
Power Factor: 0.99



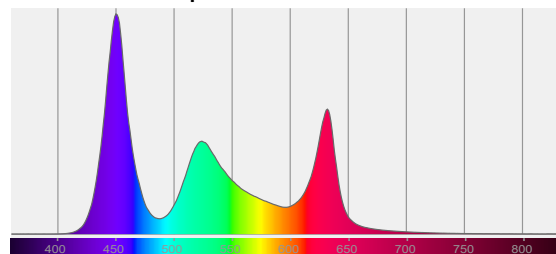
This data sheet conforms to American National Standard E1.9 – 2007 (R2017). All data was measured and calculated by a Viso Systems LabSpion Goniometer at the Chauvet PD Optics Laboratory in Sunrise, FL on 9/23/2021 to LM-63-2002 Standards.

Overall Measurement

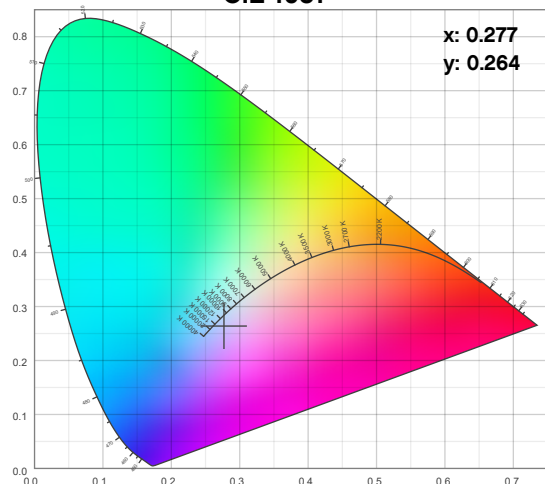
Angular Beam Distribution



Spectral Distribution



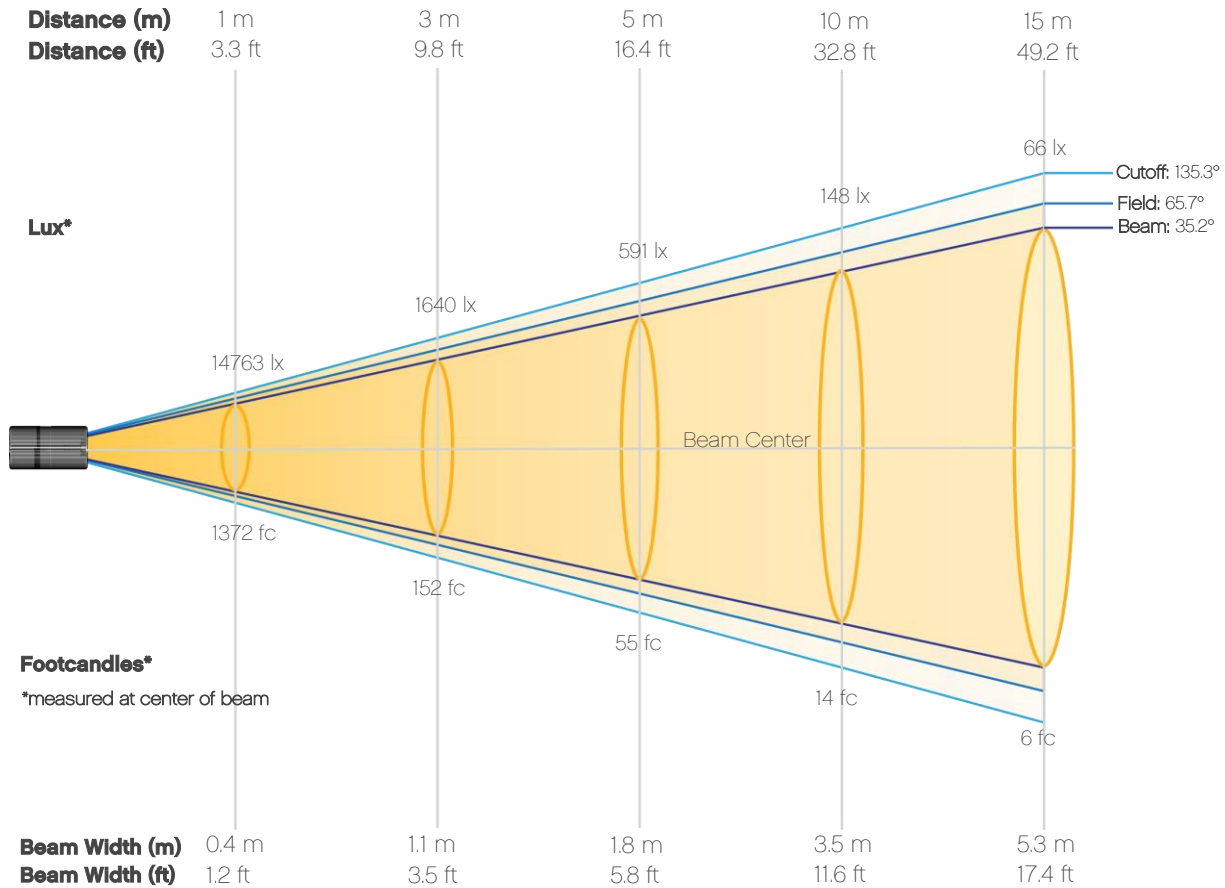
CIE 1931



Photometric Report

Ilumipod ML: Accessory Optics - Asymmetrical Filter, Full Power

Beam Details



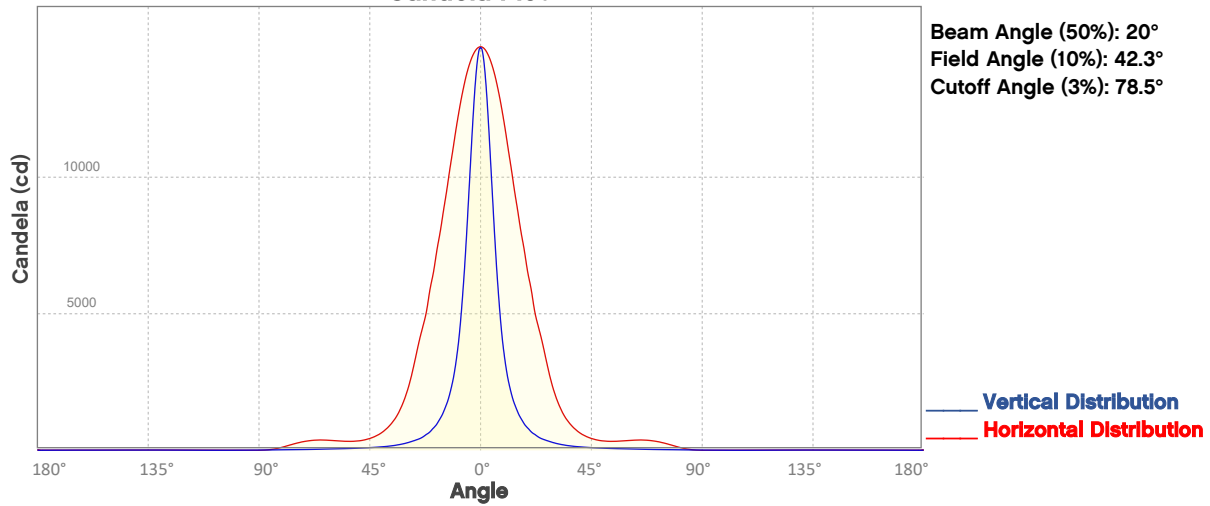
Beam Illuminances from 1-20m (3.3-65.6ft)

Distance	1m	2m	3m	4m	5m	6m	7m	8m	9m	10m
Lux	14763	3691	1640	923	591	410	301	231	182	148
Distance	11m	12m	13m	14m	15m	16m	17m	18m	19m	20m
Lux	122	103	87	75	66	58	51	46	41	37
Distance	3.3ft	6.6ft	9.8ft	13.1ft	16.4ft	19.7ft	23ft	26.2ft	29.5ft	32.8ft
FC	1372	343	152	86	55	38	28	21	17	14
Distance	36.1ft	39.4ft	42.7ft	45.9ft	49.2ft	52.5ft	55.8ft	59.1ft	62.3ft	65.6ft
FC	11	10	8	7	6	5	5	4	4	3

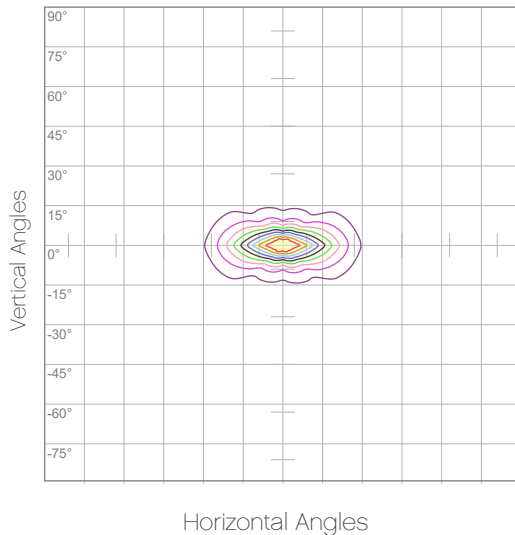
Photometric Report

Ilumipod ML: Accessory Optics - Asymmetrical Filter, Full Power

Candela Plot



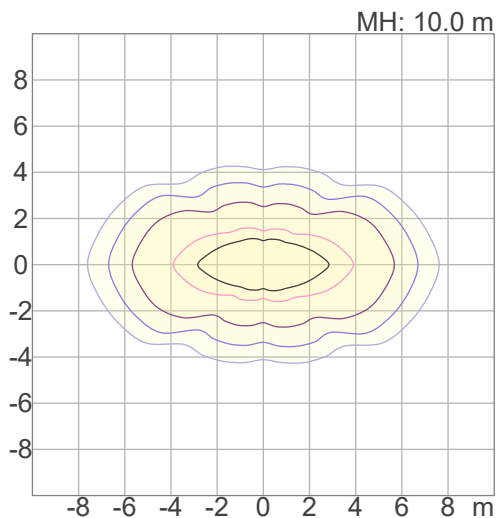
Polar Diagrams



iso-candela Diagram

10%	1476 cd
20%	2953 cd
30%	4429 cd
40%	5905 cd
50%	7381 cd
60%	8858 cd
70%	10334 cd
80%	11810 cd
90%	13287 cd

Conditions:
 Number of c-planes: 8
 Candela at center: 14763 cd



iso-illuminance Diagram

3%	4.43 lx
5%	7.38 lx
10%	14.8 lx
30%	44.3 lx
50%	73.8 lx

Conditions:
 Number of c-planes: 8
 Lux at center: 148 lx

Lux distribution on a surface when lamp is mounted at 10 meters from the surface.

Mounting height: 10 meters / 33 feet

Contact Us

General Information	Technical Support
Chauvet World Headquarters	
5200 NW 108 th Ave. Sunrise, FL 33351 Voice: (954) 577-4455 Fax: (954) 929-5560 Toll Free: (800) 762-1084	Voice: (844) 393-7575 Fax: (954) 756-8015 Email: chauvetcs@chauvetlighting.com Website: www.chauvetprofessional.com
Chauvet Europe Ltd	
Unit 1C Brookhill Road Industrial Estate Pinxton, Nottingham, UK NG16 6NT Voice: +44 (0) 1773 511115 Fax: +44 (0) 1773 511110	Email: UKtech@chauvetlighting.eu Website: www.chauvetprofessional.eu
Chauvet Europe BVBA	
Stokstraat 18 9770 Kruishoutem, Belgium Voice: +32 (9) 388 93 97	Email: BNLtech@chauvetlighting.eu Website: www.chauvetprofessional.eu
Chauvet France	
3, Rue Ampère 91380 Chilly-Mazarin, France Voice: +33 1 78 85 33 59	Email: FRtech@chauvetlighting.fr Website: www.chauvetprofessional.eu
Chauvet Germany	
Bruno-Bürgel-Str. 11 28759 Bremen, Germany Voice: +49 421 62 60 20	Email: DEtech@chauvetlighting.de Website: www.chauvetprofessional.eu
Chauvet Mexico	
Av. de las Partidas 34 - 3B (Entrance by Calle 2) Zona Industrial Lerma Lerma, Edo. de México, CP 52000 Voice: +52 (728) 690-2010	Email: servicio@chauvetlighting.de Website: www.chauvetprofessional.eu

Visit the applicable website above to verify our contact information and instructions to request support. Outside the U.S., U.K., Ireland, Benelux, France, Germany, or Mexico, contact the dealer of the record.