

**DBR15 DBR12 DBR10**

**Technical Specifications**

**General Specifications**

General		DBR15	DBR12	DBR10
System Type		2-way, Bi-amp Powered Speaker, Bass-reflex Type		
Frequency Range (-10dB)		50 Hz–20 kHz	52 Hz–20 kHz	55 Hz–20 kHz
Coverage Angle		H90° x V60° Constant Directivity Horn		
Crossover Type		FIR-X Tuning (Linear Phase FIR Filter)		
Crossover Frequency		2.1 kHz	2.1 kHz	2.1 kHz
Measured Maximum SPL (Peak) IEC noise@1m		132 dB SPL	131 dB SPL	129 dB SPL
Transducer		DBR15	DBR12	DBR10
LF	Diameter	15" Cone	12" Cone	10" Cone
	Voice coil	2.5"	2"	2"
	Magnet	Ferrite		
HF	Diaphragm	1.4"	1"	
	Type	1" Throat Compression Driver		
	Magnet	Ferrite		
Enclosure		DBR15	DBR12	DBR10
Material, Color		Plastic, Black		
Floor Monitor Angle		50° Symmetrical	50° Symmetrical	50°
Dimensions (WxHxD, with rubber feet)		455 x 700 x 378 mm (17.9" x 27.6" x 14.9")	376 x 601 x 348 mm (14.8" x 23.7" x 13.7")	308 x 493 x 289 mm (12.1" x 19.4" x 11.4")
Net Weight		19.3 kg (42.6 lbs)	15.8 kg (34.8 lbs)	10.5 kg (23.2 lbs)
Handles		Side x 2	Top x 1	
Pole Socket		35mm		
Rigging Points		Bottom x 2, Rear x 1 (Fit for M8 x 15mm Eyebolts)		Bottom x 2 (Fit for M8 x 15mm Eyebolts)
Optional Seaker Bracket		Third-party brackets available *1		
Amplifier		DBR15	DBR12	DBR10
Amplifier Type		Class-D		
Power Rating *2	Dynamic	1000 W (LF: 800 W, HF: 200 W)		700 W (LF: 500 W, HF: 200 W)
	Continuous	465 W (LF: 400 W, HF: 65 W)		325 W (LF: 260 W, HF: 65 W)
Cooling		Fan Cooling, 4 Speeds.		
AD/DA		24bit 48kHz Sampling		
HPF/LPF		OFF, 100Hz, 120Hz, 24dB/Oct. HPF		
DSP Preset		D-CONTOUR: FOH/MAIN, MONITOR, OFF		
Protection	Speaker	Clip Limiting, Integral Power Protection, DC-fault		
	Amplifier	Thermal, Output Over Current		
	Power Supply	Thermal, Output Over Voltage, Output Over Current		
Connectors	Input	Input1: Combo x1, Input2: Combo x1, RCA PIN x2 (Unbalanced)		
	Output	Output: XLR3-32 x1 (CH1 Parallel Through or CH1+CH2 Mix)		
Input Impedance		INPUT1 (XLR, Phone): 3 kΩ, INPUT2 (XLR, Phone, RCA Pin): 10 kΩ		
Input Sensitivity (LEVEL: Maximum)		INPUT1: LINE: 0 dBu, MIC: -32 dBu, INPUT2: 0 dBu		
Input Sensitivity (LEVEL: Center)		INPUT1: LINE: +10 dBu, MIC: -22 dBu, INPUT2: +10 dBu		
Maximum Input Level		INPUT1: LINE: +24 dBu, MIC: -8 dBu, INPUT2: +24 dBu		
Controls		LEVEL x2, LINE/MIC, HPF, D-CONTOUR, THRU/MIX, POWER		
Idle Power Consumption		18 W		18 W
1/8 Power Consumption		74 W		60 W
Power Requirements		100 V, 100–120V, 220–240 V, 110/127/220 V (Brazil), 50/60 Hz		

0 dBu is referenced to 0.775Vrms.

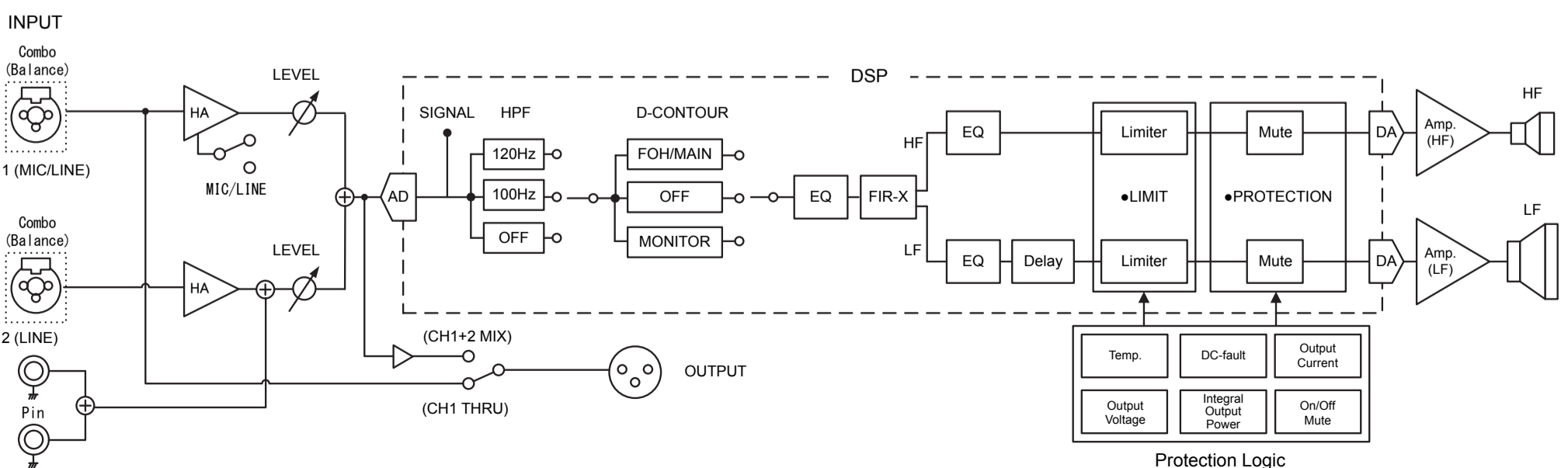
\*1 For information on available third-party accessories, please refer to the Yamaha Pro Audio website.

<https://www.yamahaproaudio.com/>

\*2 Power Rating (120V, 25°C). This is total value of individual output power.

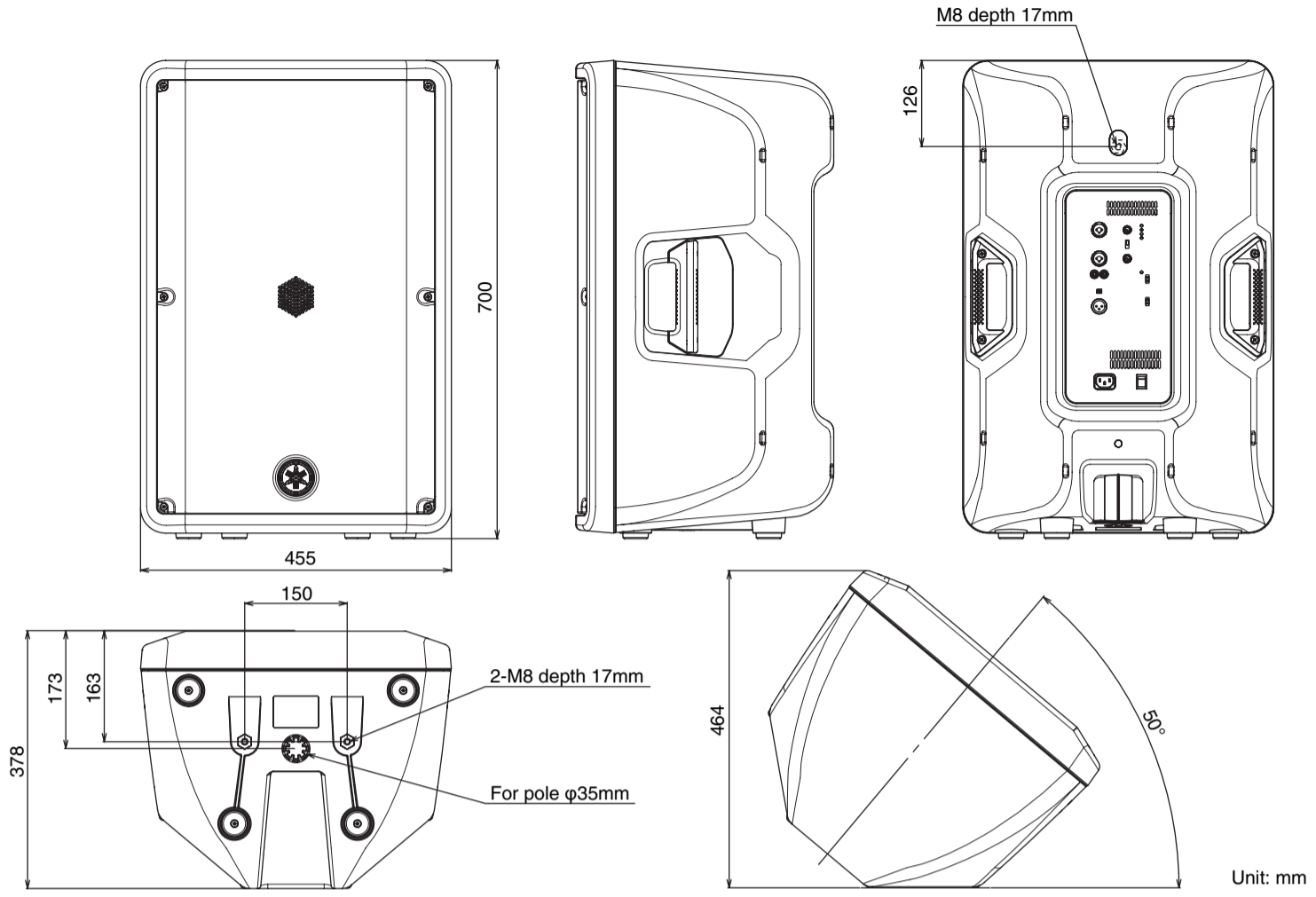
Specifications and descriptions in this owner's manual are for information purposes only. Yamaha Corp. reserves the right to change or modify products or specifications at any time without prior notice. Since specifications, equipment or options may not be the same in every locale, please check with your Yamaha dealer.

**Block Diagram**

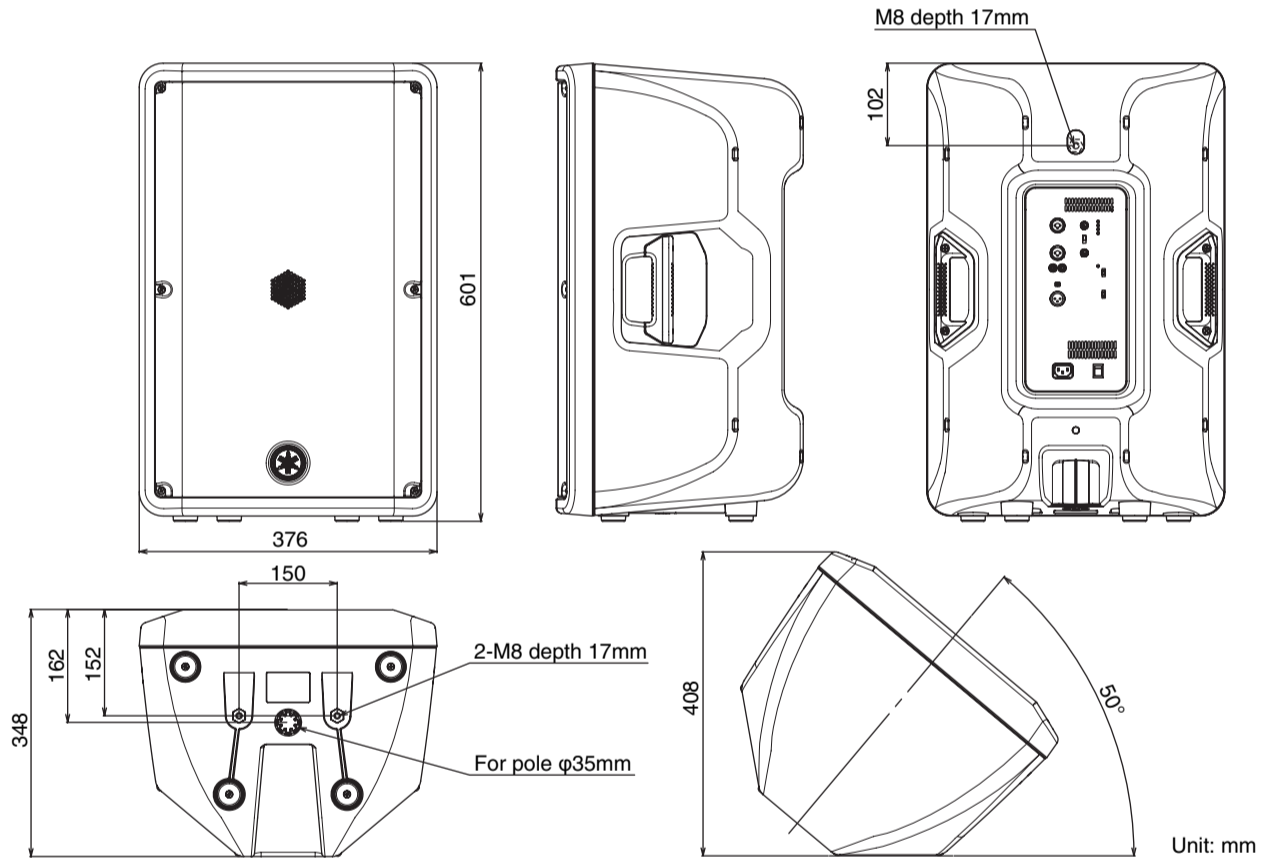


# Dimensions

## DBR15



## DBR12



## DBR10

