




# PL 68EN

CEILING SPEAKER WITH FIRE DOME



**Description** PL 68EN is a ceiling speaker featuring a flameproof steel back can, designed for recess installation into ceilings or panels. It is especially suitable for broadcasting alarm messages thanks to the highly intelligible sound reproduction and its resistance to high temperatures reached during fires. The terminal connection blocks, for input and output flameproof cables, are made of ceramic material. A thermal fuse protects the integrity of the line in case of heat affecting the speaker. Ground screw available (if needed). Cables inside speaker made using flameproof leads.

- Features**
- › 6" fullrange transducer.
  - › Power selectable (100 V): 6 W – 3 W – 1.5 W.
  - › 94 dB sensitivity.
  - › Colour white RAL 9003.
  - › Steel frame, grille and back can.
  - › In/out ceramic terminal block.
  - › Thermal fuse protection.

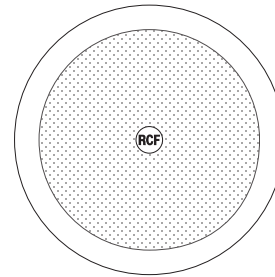
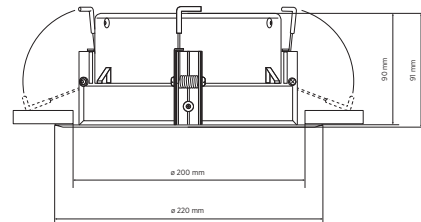
**Part Number** 13133082 PL 68EN 100 V White - RAL 9003 EAN 8024530011857



# PL 68EN

CEILING SPEAKER WITH FIRE DOME

Line Art 2D



## TECHNICAL SPECIFICATIONS

<b>Acoustical specifications</b>	Frequency Response (-10dB)	230 Hz - 20000 Hz
	Max SPL @ 1m	102 dB
	Max SPL @ 4m	90 dB
	Coverage angle	126°
	System Sensitivity	94 dB
	System Sensitivity 1W @ 4m	82 dB
<b>Power section</b>	Amplification	Full Range
	Power Handling	6 W
	Peak Power Handling	24 W PEAK
	Protections	Thermal fuse
	Recommended Amplifiers	DXT 3000, DXT 4000, DXT 7000
<b>Transducers</b>	Fullrange	1 x 6.0"
<b>Input/Output section</b>	Input connectors	Ceramic screw terminals
	Output connectors	Ceramic screw terminals
	Constant Voltage Transformer	100 V
	Power selection 1	6 W - 1667 ohm
	Power selection 2	3 W - 3333 ohm
	Power selection 3	1.5 W - 6667 ohm
<b>Standard compliance</b>	Safety agency	CE compliant
	EN54-24 certified	Yes
	CPR number	1488-CPR-0486/W



# PL 68EN

## CEILING SPEAKER WITH FIRE DOME

<b>Physical specifications</b>	Cabinet/Case Material	Metal
	Hardware	Steel back cover
	Grille	Steel
	Color	White - RAL 9003
<b>Size / Weight</b>	Depth	91 mm / 3.58 inches
	Recessed Depth	90 mm / 3.54 inches
	Diameter	220 mm / 8.66 inches
	Cut out diameter	200 mm / 7.87 inches
	Weight	1.12 kg / 2.47 lbs