

ADAPTER PLATE

HY-F03B、HY-F03W HY-F05B、HY-F05W HY-F08B、HY-F08W

Thank you for purchasing TOA's Adapter Plate.

Please carefully follow the instructions in this manual to ensure long, trouble-free use of your equipment.

1. SAFETY PRECAUTIONS

- Before installation or use, be sure to carefully read all the instructions in this section for correct and safe operation.
- Be sure to follow all the precautionary instructions in this section, which contain important warnings and/or cautions regarding safety.
- After reading, keep this manual handy for future reference.

WARNING

Indicates a potentially hazardous situation which, if mishandled, could result in death or serious personal injury.

- Since the unit is designed for indoor use, do not install it outdoors. If installed outdoors, the aging of parts causes the unit to fall off, resulting in personal injury.
- Do not use other methods than specified to mount the bracket. Extreme force is applied to the speaker and the speaker could fall off, possibly resulting in personal injuries.
- Tighten each nut and bolt securely. Ensure that the bracket has no loose joints after installation to prevent accidents that could result in personal injury.
- Use the specified speakers in combination. Doing otherwise may cause the speaker to fall off, resulting in personal injury.

CAUTION

Indicates a potentially hazardous situation which, if mishandled, could result in moderate or minor personal injury, and/or property damage.

- Avoid touching the unit's sharp metal edge to prevent injury.

2. GENERAL DESCRIPTION

HY-F series is an adaptor bracket designed for attaching the optional F-03, F-05, and F-08 series Speaker systems to the commercial brackets*.

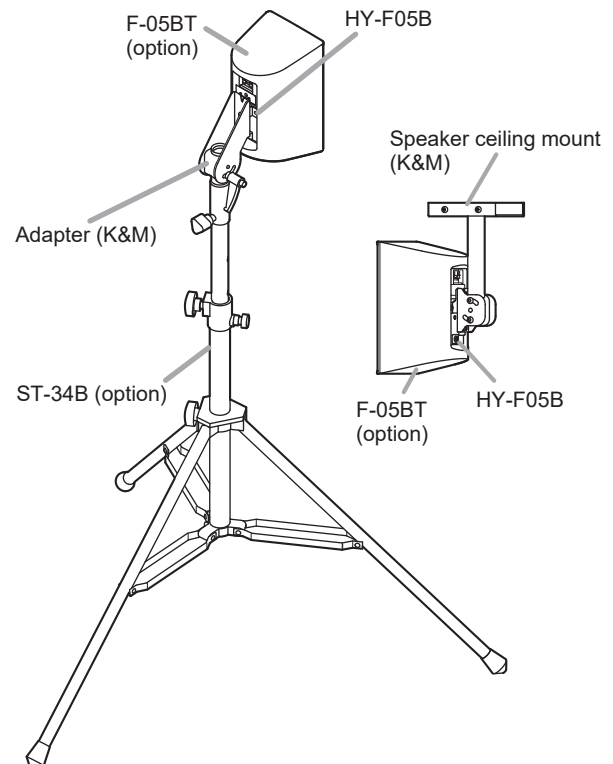
The table below shows the combinations of brackets and speakers.

Brackets	Speakers
HY-F03B, HY-F03W	F-03BT, F-03WT
HY-F05B, HY-F05W	F-05BT, F-05WT
HY-F08B, HY-F08W	F-08BT, F-08WT

*Recommended commercial brackets are as follows.

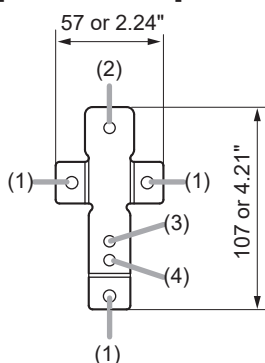
- Speaker ceiling mount: 24496 (K&M)
- Adapter: 19780, 19610 (K&M)
- Adapter panel: 24359 (K&M)

3. INSTALLATION EXAMPLES

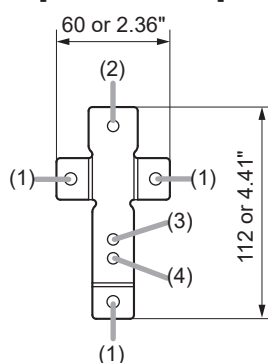


4. DIMENSIONAL DIAGRAM

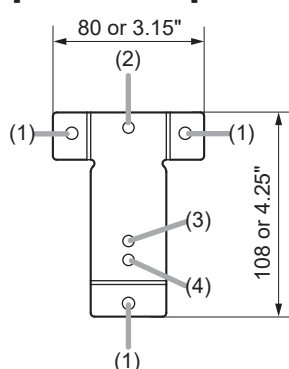
[HY-F03B/F03W]



[HY-F05B/F05W]



[HY-F08B/F08W]



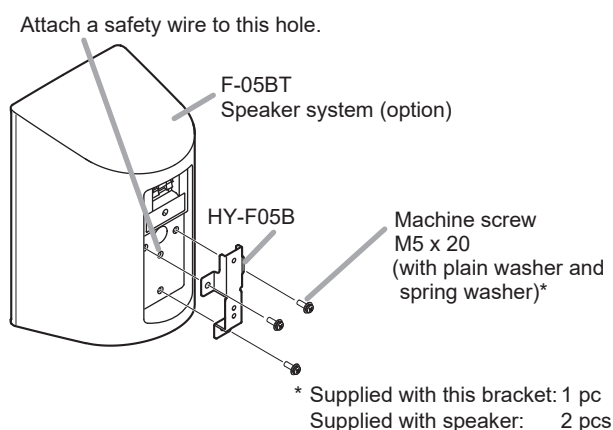
- (1) Speaker mounting hole
(2) Bracket mounting hole A
(3) Bracket mounting hole B
(4) Bracket mounting hole C

Unit: mm

5. INSTALLATION

The attaching method is the same though each bracket's shape and size are different.

- Step 1.** Attach this bracket to the speaker's rear surface.
Use 1 bracket's supplied screw and 2 speaker's supplied screws.



The figure shows the method to attach HY-F05B to F-05BT.

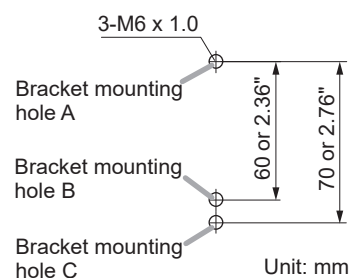
Notes

- Do not use the bracket supplied with the speaker.
- When installing the speaker to the place other than a speaker stand, attach the safety wire at the position as shown above.
- The safety wire is not included. Separately prepare it.

- Step 2.** Attach the speaker to the commercial bracket using this bracket.

- Use 2 supplied M6 x 12 screws (w/plain and spring washers) for installation.
- Use 2 out of 3 mounting holes (A - C) in this bracket when attaching to a commercial bracket.
 - Be sure to use hole A.
 - Use hole B or C, either of which aligns with the mounting hole in the commercial bracket.
- For usage of the commercial bracket, see the installation manual supplied with it.

[Mounting holes for the commercial bracket (common to all models)]



- Step 3.** Connect the speaker cables to the speaker's input terminals.

For connection, see the installation manual supplied with each speaker.

6. SPECIFICATIONS

Model No.	HY-F03B	HY-F03W
Applicable Speaker	F-03BT	F-03WT
Finish	Steel plate, black* ¹ , paint	Steel plate, white* ² , paint
Dimensions	57 (w) x 107 (h) x 18 (d) mm (2.24" x 4.21" x 0.71")	
Weight	90 g (0.2 lb)	

Model No.	HY-F05B	HY-F05W
Applicable Speaker	F-05BT	F-05WT
Finish	Steel plate, black* ¹ , paint	Steel plate, white* ² , paint
Dimensions	60 (w) x 112 (h) x 18 (d) mm (2.36" x 4.41" x 0.71")	
Weight	90 g (0.2 lb)	

Model No.	HY-F08B	HY-F08W
Applicable Speaker	F-08BT	F-08WT
Finish	Steel plate, black* ¹ , paint	Steel plate, white* ² , paint
Dimensions	80 (w) x 108 (h) x 18 (d) mm (3.15" x 4.25" x 0.71")	
Weight	150 g (0.33 lb)	

*¹ RAL 9011 equivalent

*² RAL 9016 equivalent

Note: The design and specifications are subject to change without notice for improvement.

Accessories

- Machine screw (M5 x 20)*³ 1
Machine screw (M6 x 12)*³ 2

*³ With plain washer and spring washer

<https://www.toa-global.com/en>